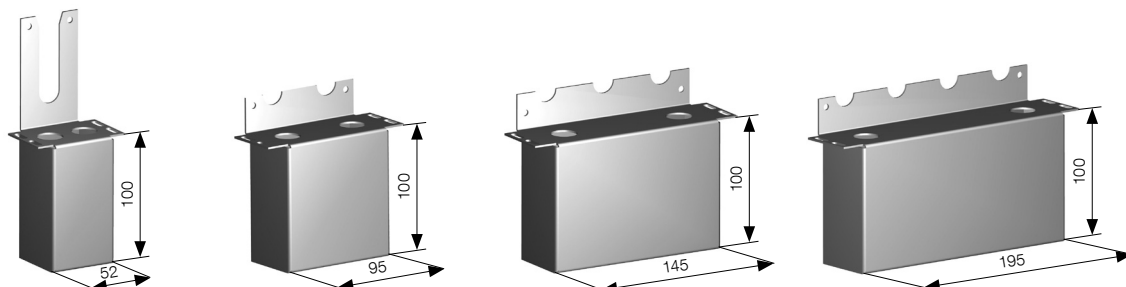


LIST OF BRACKETS

Bench convectors KORALINE in Exclusive LKX and Economic LKE versions are supplied as standard with stands for a finished floor. Other fastening methods include brackets for a subfloor or brackets for mounting bench convector on a wall.

Stands for finished floor

- included in the delivery

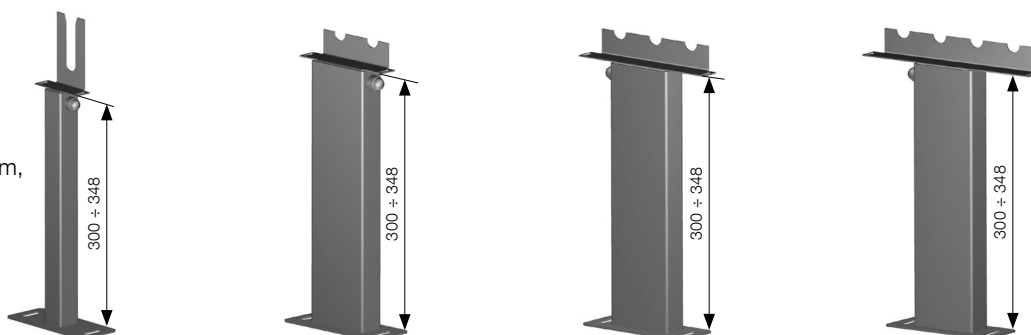


height 100

width	80	130	180	230
-------	----	-----	-----	-----

Stands for a subfloor

- optional accessories
- from the length of 2 000 mm, it is necessary to order of 3 pieces

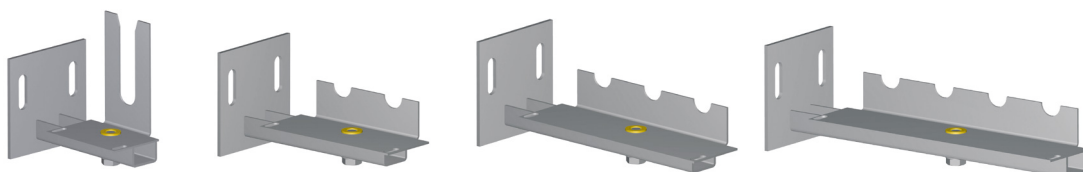


height 300 ÷ 348

width	80	130	180	230
-------	----	-----	-----	-----

Wall bracket


- optional accessories
- the distance between the wall and unit is 10-30 mm
- from the length of 2 000 mm, it is necessary to order packages of 3 pieces



width	80	130	180	230
-------	----	-----	-----	-----

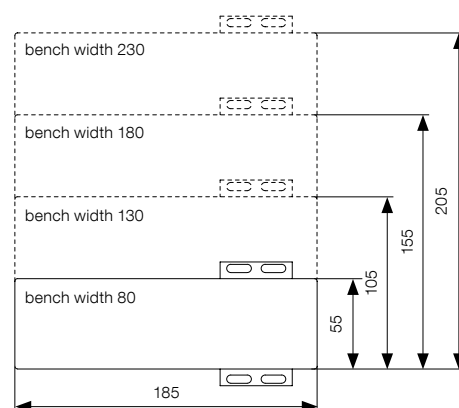
Stand cover

- optional accessories
- stand covers are supplied by 2 pieces and designed for covering end stands for a finished floor
- from the length of 2 000 mm, bench convectors KORALINE (Economic, Exclusive) are supplied with central stand



Dimensions are stated in mm.

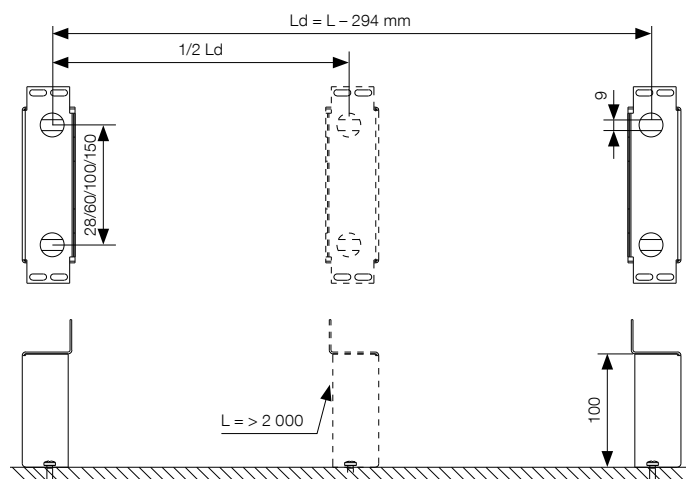
Bracket cover dimensions



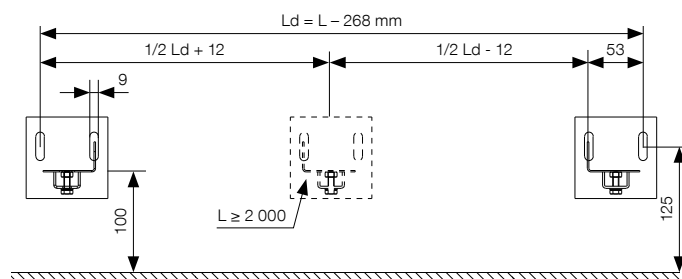
upper view

The company reserves the right to make technical changes.

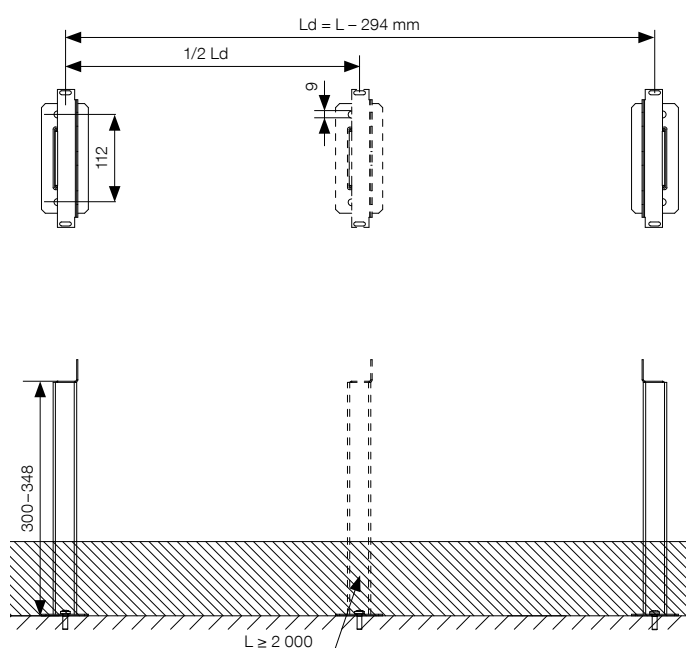
Fastening of KORALINE LKX and LKE floor brackets to a finished floor




Fastening of KORALINE LKX and LKE wall brackets to a wall



Fastening of KORALINE LKX and LKE brackets to a subfloor



Fastening of KORALINE LD with board to a finished floor



Minimum distance from the wall 100 mm applies to both LKD types.

Typ	A	B
LDX-XXX-30-26	150	L - 170
LDX-XXX-45-31	206	L - 150

L = 1 000, 1 200, 1 400, 1 600, 1 800, 2 000 mm